

CHORE-TIME

Aviary Systems for Layers and Pullets

Limited Release



Chore-Time's well-known ULTRAFLO® Feeder



Patent Pending

With the Chore-Time® Aviary System, mesh ramps give birds a firm footing when entering or leaving nests.



Chore-Time's proven Nipple Drinking System provides easy access to water.



Strategically placed holes in nest belt keep belt clean, yet strong.

Aviary Systems for Layers

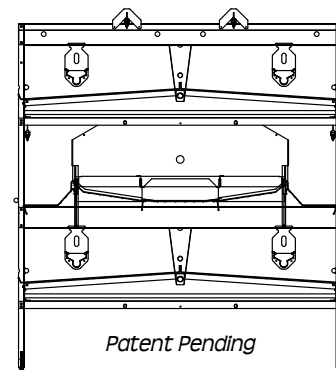
Chore-Time's Aviary System for Layers meets or exceeds current bird space standards for alternative housing and can hold 128 birds per four-foot (1.2 m) section.

FEATURES

- Galvanized welded wire floors result in easier drop through and cleaner eggs.
- Turf-style nest pads provide a natural feel.
- Floors are designed for tool-less removal.
- Floors drop down for nest maintenance or pull up for feeder maintenance.
- Plastic partitions will not rot or rust.
- Nests feature double reinforced, tear-resistant vinyl curtains.
- Minimal fasteners are required for assembly.
- Rails in front of rows help protect aviary units from cart damage in aisles.
- Chore-Time's exclusive nest belt design is durable and keeps both the eggs and the belt cleaner.
- Variable speed 1/2 HP egg belt drive permits flexibility in egg collection.
- Mesh ramps encourage birds to enter nests.
- System features Chore-Time's proven ULTRAFLO® feeder for excellent feed conversion and uniformity.
- Chore-Time's RELIA-FLOW® drinker provides a reliable flow rate to birds.



Layer System End View





Chore-Time's Aviary System houses 128 layers per four-foot section.



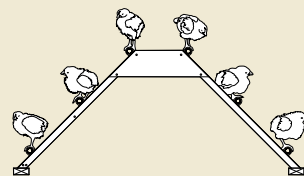
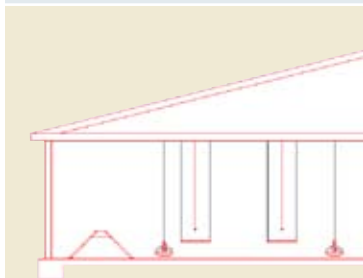
Layers have plenty of perch space.

Aviary Systems for Pullets

Chore-Time's Aviary System for Pullets meets or exceeds current bird space standards for alternative housing.

FEATURES

- Winchable 30-inch (76-cm) wide platforms feature galvanized welded wire for corrosion resistance and easier drop through for manure.
- 10-foot (3-meter) long perch structures include six rungs each.
- Chore-Time's proven pan feeding system offers excellent feed conversion and uniformity.
- Chore-Time's RELIA-FLOW® drinker winches independently of platform and includes catch cups.



Platforms and perches help train young birds in order to ease the transition to the layer house.



**CHORE-TIME EGG
PRODUCTION SYSTEMS**
A Division of CTB, Inc.
Phone 574.658.4101
Internet: www.choretimeegg.com
E-mail: egg@choretime.com